

**DUBAI HOUSEHOLD HEALTH SURVEY 2009
PRELIMINARY SUMMARY OF RESULTS RELATED TO DEPRESSION SYMPTOMS
FEBRUARY 06, 2011**

Background

This document summarizes key results from depression symptoms section of the Dubai Household Health Survey 2009 (DHHS) and is one of a series of analytical summaries and policy notes published by the Dubai Health Authority using data from the Dubai Household Health Survey.

About the Dubai Health Authority. The Dubai Health Authority (DHA) was created in June 2007 by His Highness Sheikh Mohammad Bin Rashid Al Maktoum, UAE Vice President, Prime Minister and Ruler of Dubai. As the strategic health authority for the Emirate of Dubai, the DHA is empowered to set policies and strategies for health in the Emirate and to assure the application of those policies and strategies. His Excellency Qadhi Saeed Al Murooshid is Director General of the Dubai Health Authority.

About the Dubai Household Health Survey. The Dubai Household Health Survey (DHHS) is the largest and most comprehensive survey of health and healthcare issues ever carried out in the Emirate of Dubai. The survey, which was conducted in 2009, provides a statistically accurate and representative picture of key health and healthcare variables across all of Dubai's diverse population including nationalities, ages and income groups. Surveyors randomly selected 5,000 households across the Emirate of Dubai – 2,500 of them UAE Nationals – and visited them personally to obtain detailed information on issues from household health expenditure and access to health services to exercise levels, dietary habits, lifestyle diseases and use of medicines. The survey – which had a response rate of 98 percent – also included questions on injuries, mental health and physical capabilities and a detailed module on people's use of and satisfaction with public and private health services in the Emirate. The Survey was designed and led by DHA's Policy and Strategy Department – drawing on in-house expertise from senior staff with experience at the World Health Organization, the World Bank and the Population Council – and was implemented in close collaboration with the Dubai Statistics Center. The design and methodology of the survey were adapted from those used in the World Bank's Living Standards Measurement Surveys (LSMS), the World Health Organization's World Health Surveys (WHS) and the US Centers for Disease Control's National Health Interview Surveys (NHIS).

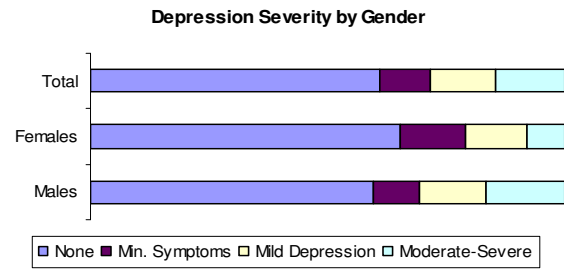
Introduction

This document summarizes descriptive statistics on Depression symptoms in the Emirate of Dubai from the Dubai Household Health Survey. Respondents were asked the 9 item depression scale of the Patient Health Questionnaire (PHQ-9), on symptoms during the past 2 weeks.

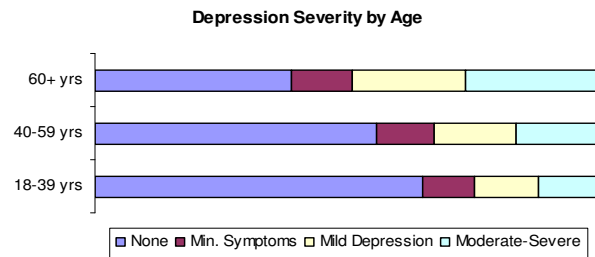
Responses were analyzed by factor analysis and constructed into four categories: none, minor symptoms, mild, moderate to severe symptoms. Results were validated using multivariate regression analysis and other tests of statistical significance.

Data were analyzed for the whole population (Graph 1) and specifically for UAE Nationals (Graph 2).

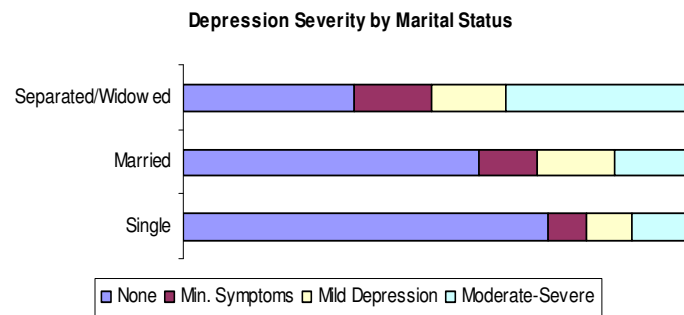
Graph (1.a) Depression Symptoms Severity by Gender



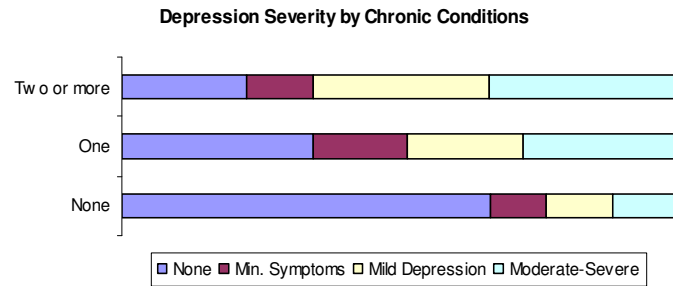
Graph (1.b) Depression Symptoms Severity by Age Groups



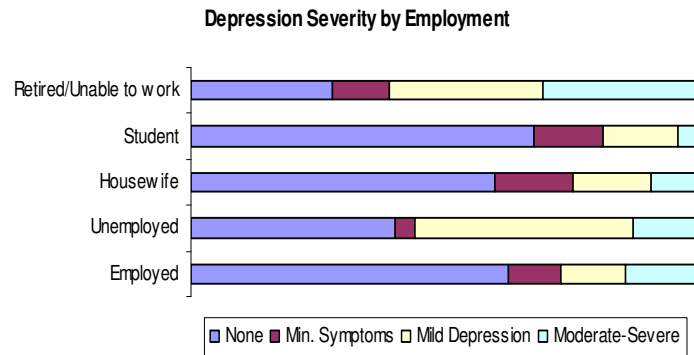
Graph (1.c) Depression Symptoms Severity by Marital Status



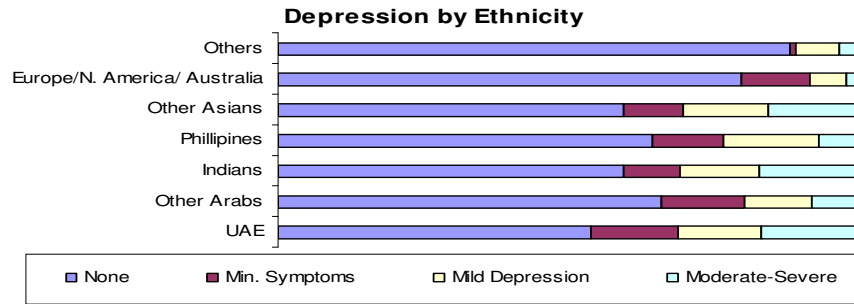
Graph (1.d) Depression Symptoms Severity by Chronic Conditions



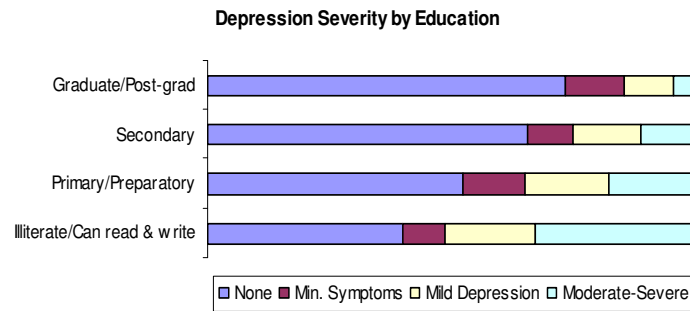
Graph (1.e) Depression Symptoms Severity by Employment



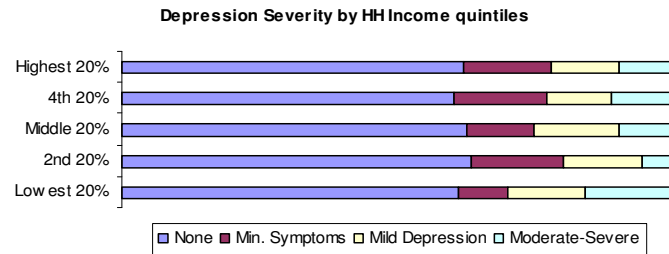
Graph (1.f) Depression Symptoms Severity by Ethnicity



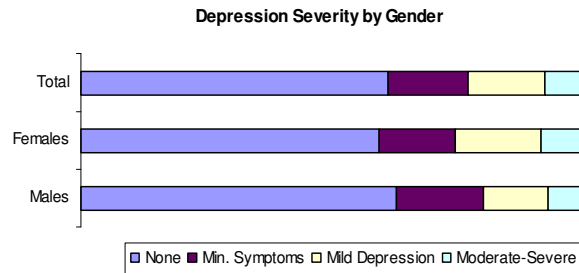
Graph (1.g) Depression Symptoms Severity by Education



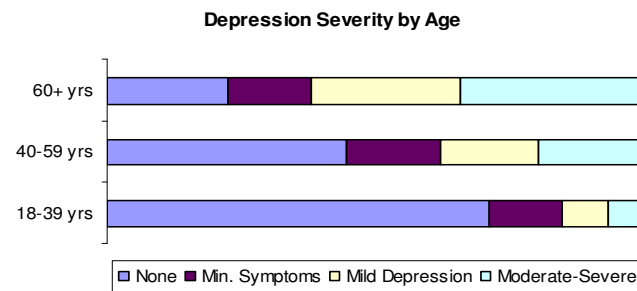
Graph (1.h) Depression Symptoms Severity by Income



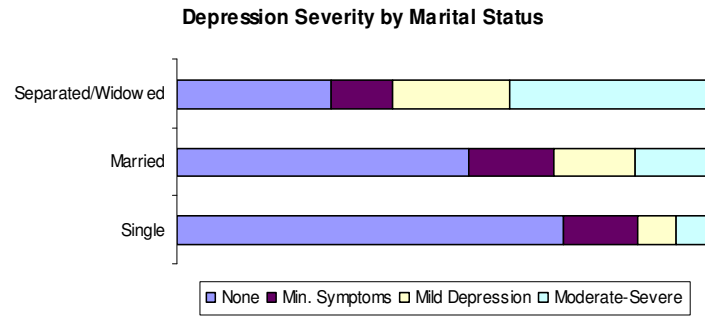
Graph (2.a) Depression Symptoms Severity by Gender (UAE Nationals)



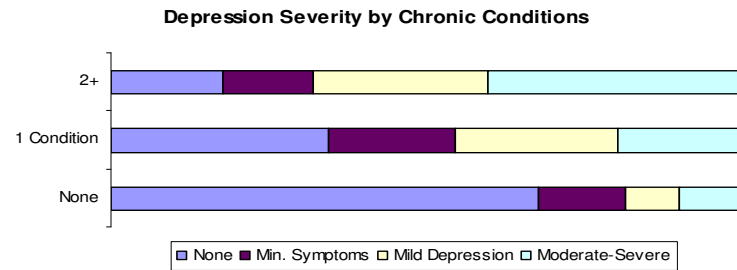
Graph (2.b) Depression Symptoms Severity by Age Groups (UAE Nationals)



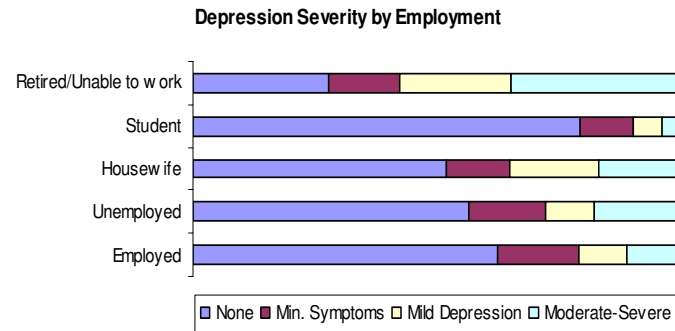
Graph (2.c) Depression Symptoms Severity by Marital Status (UAE Nationals)



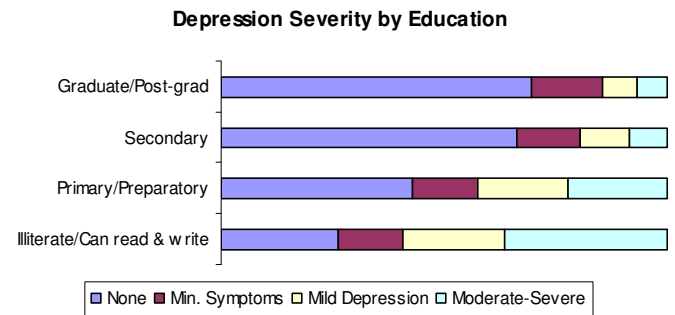
Graph (2.d) Depression Symptoms Severity by Chronic Conditions (UAE Nationals)



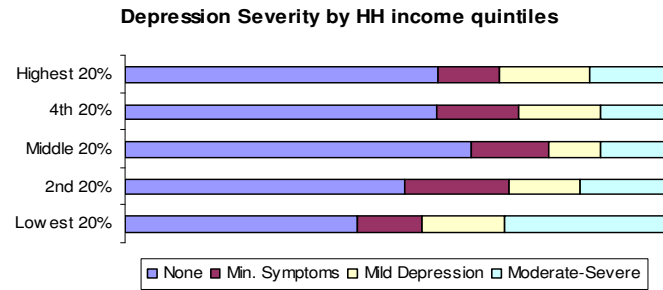
Graph (2.e) Depression Symptoms Severity by Employment (UAE Nationals)



Graph (2.g) Depression Symptoms Severity by Education (UAE Nationals)



Graph (2.h) Depression Symptoms Severity by Income (UAE Nationals)



This document and all results © 2009, 2010 Dubai Health Authority. All Rights Reserved.

For citations or references: Dubai Household Health Survey, Preliminary Summary of Results on Exercise and Physical Activity; Policy and Strategy Department, Dubai Health Authority, 2010